



RX2Live
Prescription for Life

Transforming Practices
In Partnership with...



Improving Care for the Patient, Increasing Income for the Professional

with **Dr. DeArcy Vaughan, PharmD, MBA**
and Leslie Dean

You're About to Discover...

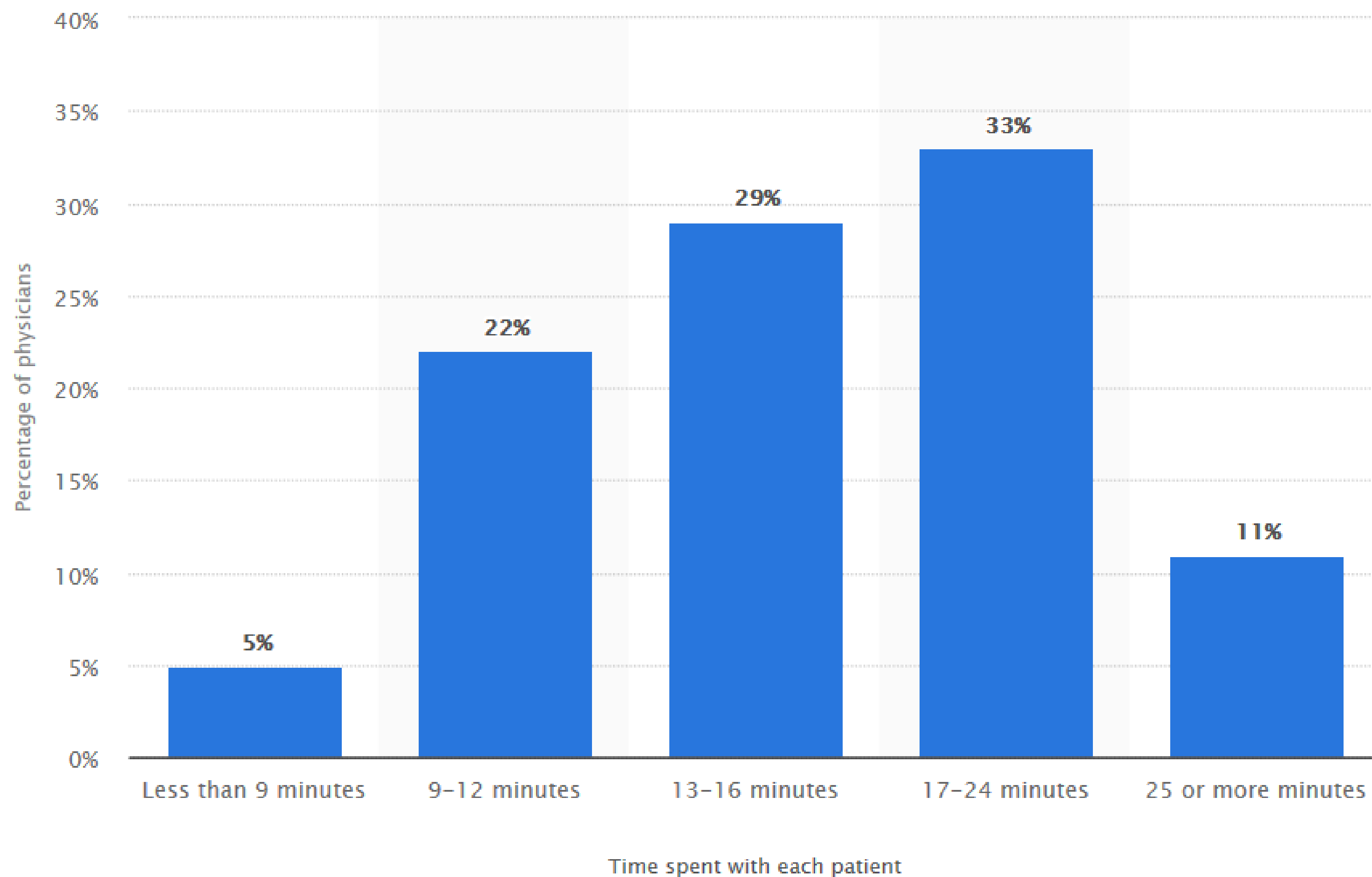


A close-up photograph of two people in business attire shaking hands. The person on the left is wearing a dark blue suit jacket over a light blue shirt. The person on the right is wearing a dark blue pinstriped suit jacket over a white shirt. The background is a bright, out-of-focus indoor setting. The word "Promise" is overlaid in the center in a bold, blue, sans-serif font.

Promise

The Problem

Amount of time U.S. primary care physicians spent with each patient as of 2018



DOWNLOAD

SETTINGS

SHARE



PNG



PDF



XLS



PPT



DESCRIPTION

SOURCE

MORE INFORMATION

This statistic depicts the amount of time U.S. physicians spent with each patient, as of 2018. As of that year, five percent of U.S. physicians stated that they spend less than nine minutes with each of their patients. Most of the surveyed physicians - over 60 percent - stated that they spend between 13 and 24 minutes with each patient. More than half of the physicians said that they spend around 30-45 hours per week seeing patients.



Physician Burnout Is Becoming A Public Health Crisis

By **Joseph Bednar**  March 5, 2019  274

”

“Patients do not like being cared for by physicians who are experiencing symptoms of burnout, which is significantly correlated with reduced patient satisfaction in the primary-care context. Evidence further suggests that burnout is associated with increasing medical errors.”



Doctors' Suicide Rate Highest of Any Profession

By Pauline Anderson



May 8, 2018 -- One doctor commmits suicide in the U.S. every day -- the highest [suicide](#) rate of any profession. And the number of doctor suicides -- 28 to 40 per 100,000 -- is more than twice that of the general population, new research shows. The rate in



Other Provider Challenges...

Family Pressures Payor Issues
Patient Satisfaction
Staff Training
Affordability
No Shows
Staff Turnover
Liability
EMR
Saving Lives
Clawbacks
Noncompliance
Quality Measures



A person wearing a grey dress shirt and a black tie is writing on a glass surface with a black marker. The word "now" is circled in black. Below it, the words "later", "tomorrow", and "next week" are written and crossed out with diagonal lines.

now

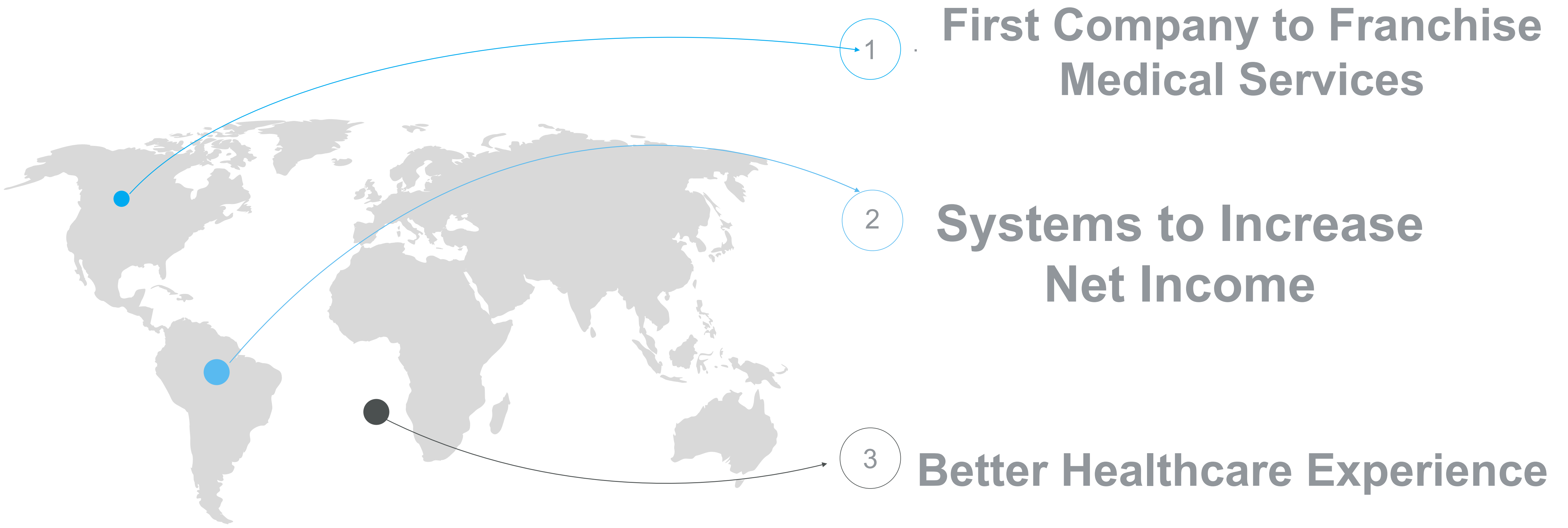
~~later~~

~~tomorrow~~


~~next week~~

Who is **RX2Live** ?

Prescription for Life



Why The RX2Live System?



Helping Physicians Stay Independent

“We see a long and mutually beneficial relationship between RX2Live and TIPAAA members for years to come. Our mission is to provide services that will assist in improving the overall operations of our physicians nationwide. The RX2Live product offerings and services are a perfect fit for our organization in adding value and continuing education to our members. With the robust offerings RX2Live brings to the table it will add significant value to our over 303,000 physicians and affiliates in 39 states”.

- Albert Holloway, President of TIPAAA

Proud Partner of
TIPAAA 

A tropical beach scene at sunset. In the foreground, there are two wooden lounge chairs with white cushions on a sandy beach. A large white beach umbrella stands next to them. In the background, there are palm trees and the ocean. The sun is low on the horizon, creating a warm, golden glow and lens flare effects. The sky is a mix of orange, yellow, and blue.

RX2Live =

FREEDOM

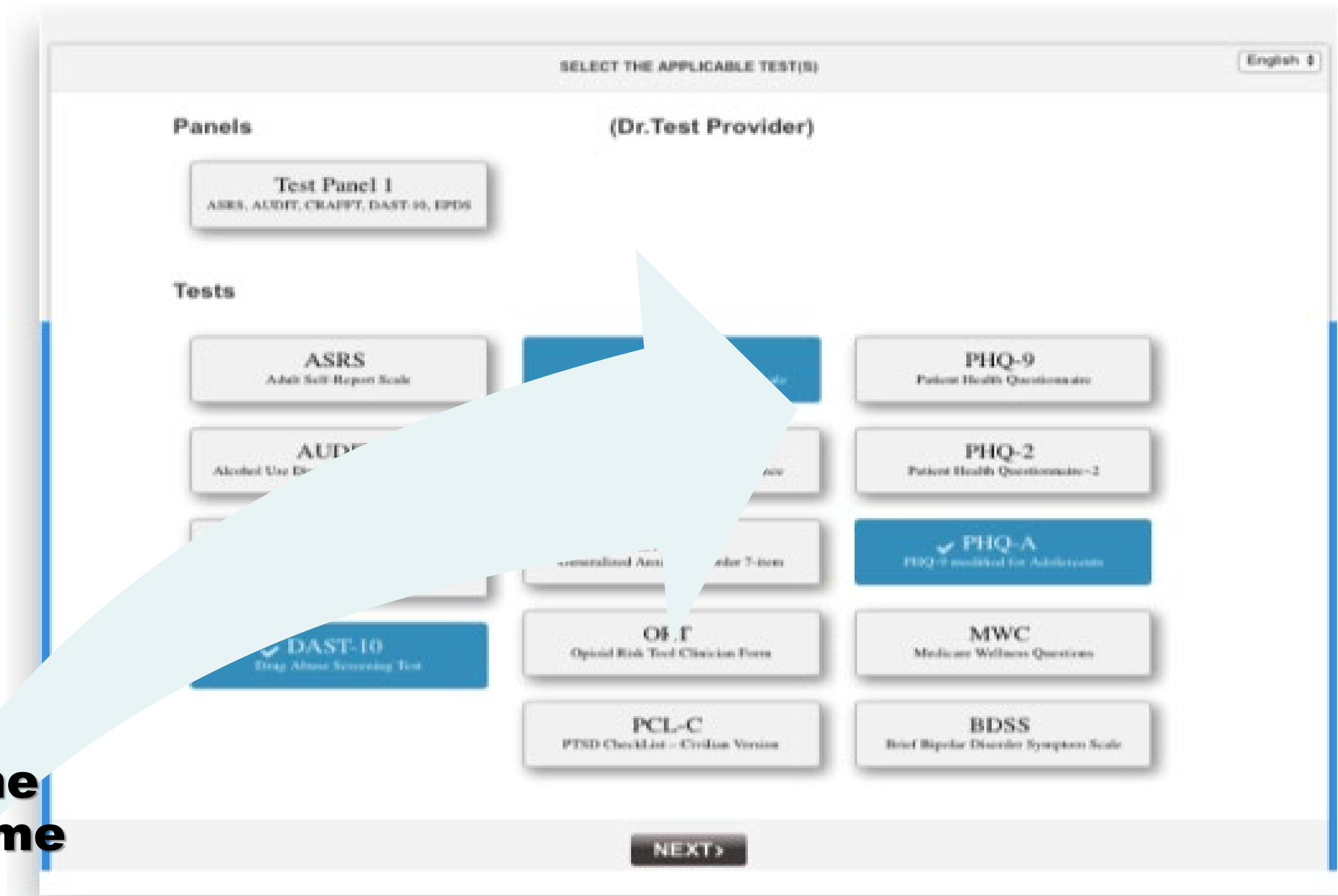
BIGGER Reason



Right Programs for Today's Practice

Behavioral Health Screeners

Behavioral Health Screenings



**Turn the
wait time
into a
profit
center**



Behavioral Health Screenings



Behavioral Health Screenings



01:03

Over the last 2 weeks, how often have you been bothered by any of the following problems?

2. Feeling down, depressed, or hopeless

Not at all

Several Days

More than half the days

Nearly every day

EXIT SCREENING

NEXT >

Behavioral Health Screenings



Patient Information					
First Name	Jesus		Last Name	Monroy	
Cell Number	(555)-555-0000	Email			
Address					
Patient ID		Date of Birth	May-01-1964	Gender	Male
Provider	Test Famprov		Test Date	Mar-19-19 03:49 PM	

SEVERITY GRAPH



PHQ-9 Patient Depression Questionnaire

Over the last 2 weeks, how often have you been bothered by any of the following problems? (use Tick Mark to indicate you answer)

1. Little interest or pleasure in doing things?

Not At All Several Days More than half the days Nearly every day

2. Feeling down, depressed, or hopeless?

Not At All Several Days More than half the days Nearly every day

3. Trouble falling asleep, staying asleep, or sleeping too much?

Not At All Several Days More than half the days Nearly every day

4. Feeling tired, or having little energy?

Not At All Several Days More than half the days Nearly every day

5. Poor appetite or overeating?

Not At All Several Days More than half the days Nearly every day

6. Feeling bad about yourself or feeling that you are a failure, or that you have let yourself or your family down?

Not At All Several Days More than half the days Nearly every day

7. Trouble concentrating on things like school work, reading, or watching TV?

Not At All Several Days More than half the days Nearly every day

8. Moving or speaking so slowly that other people could have noticed? Or the opposite being so fidgety or restless that you were moving around a lot more than usual?

Not At All Several Days More than half the days Nearly every day

9. Thoughts that you would be better off dead, or of hurting yourself in some way?

Not At All Several Days More than half the days Nearly every day

Total Score: 18

1. All positive screenings should be followed up with a full assessment using standard diagnostic criteria such as those listed in the American Psychiatric Association. (2013). Diagnostic and statistical manual of mental disorders (5th ed.). Arlington, VA: American Psychiatric Publishing, also known as DSM-5.

2. Ongoing Monitoring of Depression in Adults

2.1 Engagement Education:

Provide education and document that the patient and his/her family are actively engaged in self-management practices, based on understanding of the diagnosis, risk/benefits of treatment options, and consideration of patient preferences.

2.2 Ongoing Contacts:

Implement a system to assure ongoing contacts with the patient during the first 6-12 months of care (scheduled follow-up appointments, phone calls, etc.) and based on use of the PHQ-9 or other standardized screening tool used at each contact to track response to treatment.

3. Resources:

3.1 Institute for Clinical Systems Improvement (ICSI) Health Care Guideline: Adult Depression in Primary Care Guideline:

https://www.icsi.org/_asset/fnhdm3/Depr.pdf

3.2 Instructions for using PHQ Screeners:

<http://www.phqscreeners.com/instructions/instructions.pdf>

Behavioral Health Screenings



Doctors Monthly Proforma Analysis

Patients per day survey health	15
Patients per day	15
Patients paid 40% per day	6
Patients paid per 5 day week	30
Patients paid at 40% per year	1560
Patients paid at 40% per month	130

Product/Service	Earnings per patient	# Times administered	# Patients participating	Monthly Profit
Health Screenings (Minimum of 2)	\$ 28.28	3	130	\$11,029
Fall Risk Assessment	\$ 46	1	10	\$463
Cognitive Assessment	\$ 156	1	10	\$1,557
Total	-	-	150	\$13,049

Estimate of Doctors Monthly Income **\$13,049**

Estimate of Doctors Annual Income **\$156,588**

Behavioral Health Screenings



“I never prescribe medication without screening my patients for behavioral conditions. This is the best protection against liability. This allows me to streamline the screening process to all of my patients.”

- Dr. Andrew Morchower, MD, MPH
OmniSpine Pain Management
Frisco, Texas

Behavioral Health Screenings



“Behavioral screening is the framework for safe, reliable, and effective care. The platform is the most user friendly I have ever worked with and the customer service is exceptional.”

- Dr. Neil Atlin, DO
Complex Pain & Wellness, LLC
Dallas, Texas

Right Programs for Today's Practice

Chronic Care Management

A close-up photograph of a doctor's torso. The doctor is wearing a white lab coat over a light blue dress shirt and a red and blue striped tie. A teal stethoscope is draped around their neck. They are holding a black tablet computer with both hands. The tablet screen is dark and displays the words "Affordable Care Act" in a white, chalk-like font, arranged in three lines. The doctor's right hand has a gold ring on the ring finger. The background is a plain, dark grey color.

Affordable
Care
Act

Chronic Care Management



Chronic Care Management

Accurate Record Keeping

- Keeping compliant with Medicare.
- Extension of your practice.

Seamless Integration

- Access real-time patient data.
- A record of every conversation.
- Secure Patient Portal provides access to data anytime.
- Over 20 minutes of non face-to-face visits with your patients.
- Schedule appointments.



The screenshot displays a medical software interface with a green header bar containing navigation options: Dashboard, Home, Drug Schedule, Prescriptions, Messaging, Appointment, Call Log, Patient Day, Payments, Other, Reports, and Users. Below the header, there are search fields for Practice, Physician, and Patient. A main table lists various data points with 'Add' buttons for each. Below this is an 'Appointments' section with date range filters and a detailed table of appointment records.

Pr.	Physician	Drug Schedule	Prescriptions	Messaging	Appointment	Call Log	Patient Day	Payments	Other	Reports	Users

Pr.	Physician	Patient	Issue	Appointment	Appointment	Time	Added By	Added On	Change	Notes	Client
1	John Doe	John Doe	01 Dec 2016	10 Feb 2016	07:00:00	10:00	John Doe	01 Dec 2016 10:00	Change		ADD
2	John Doe	John Doe	15 Jan 2016	10 Feb 2016	08:00:00	10:00	John Doe	15 Jan 2016 10:00	Change		ADD
3	John Doe	John Doe	01 Dec 2016	20 Jan 2016	09:00:00	10:00	John Doe	01 Dec 2016 10:00	Change		ADD
4	John Doe	John Doe	01 Jan 2016	10 Jan 2016	11:00:00	10:00	John Doe	01 Jan 2016 10:00	Change		ADD

Patent Pending Technology

- Caregiver access for seamless integration—even for patients who aren't technologically capable.

Chronic Care Management



Prescription for Life

Doctors Monthly Proforma Analysis

Product/Service	Earnings per patient	# Times administered	# Patients participating	Monthly Profit
Chronic Care Management (CCM) Program	\$ 19.65	1	250	\$4,912
Transitional Care Management (TCM) Program	\$ 129	1	5	\$645
CCM Appointments Set by Our Case Mgrs	\$ 70	1	10	\$700
Annual Wellness visits	\$ 214	1	5	\$1,069
Total	-	1	-	\$7,326

Estimate of Doctors Monthly Income

\$7,326

Estimate of Doctors Annual Income

\$87,913

Chronic Care Management



“ I have completed a chart review on my chronic care management patient list and I am feeling A LOT better about things. Actually, I want to shout for joy! I am bringing in an extra **\$8600 per month**. Thank you for bringing this program to our practice!”

- Dr. Scott Jensen, MD
Jensen Family Medicine
Queen Creek, Arizona

Right Programs for Today's Practice

Epidermal Nerve

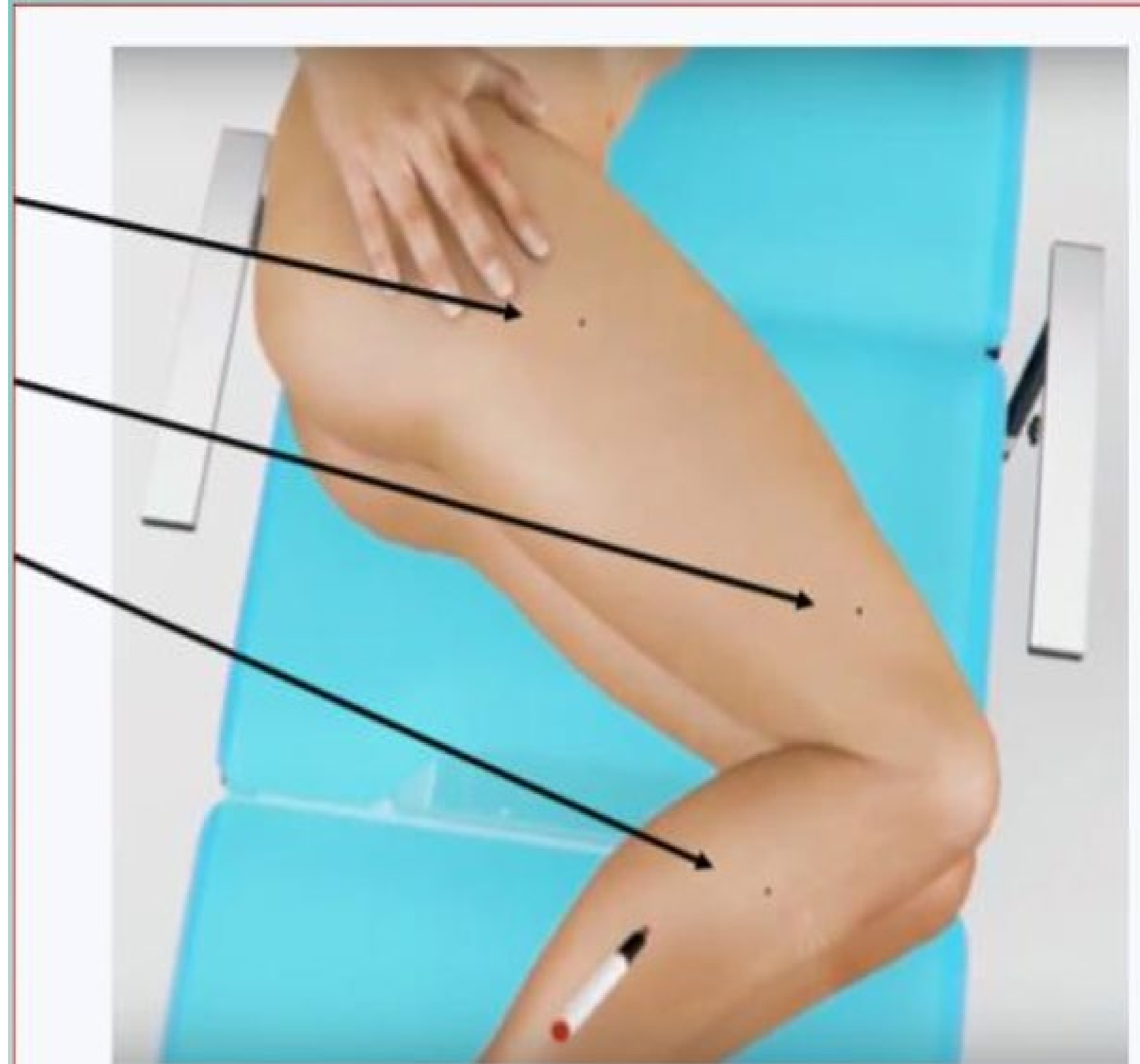
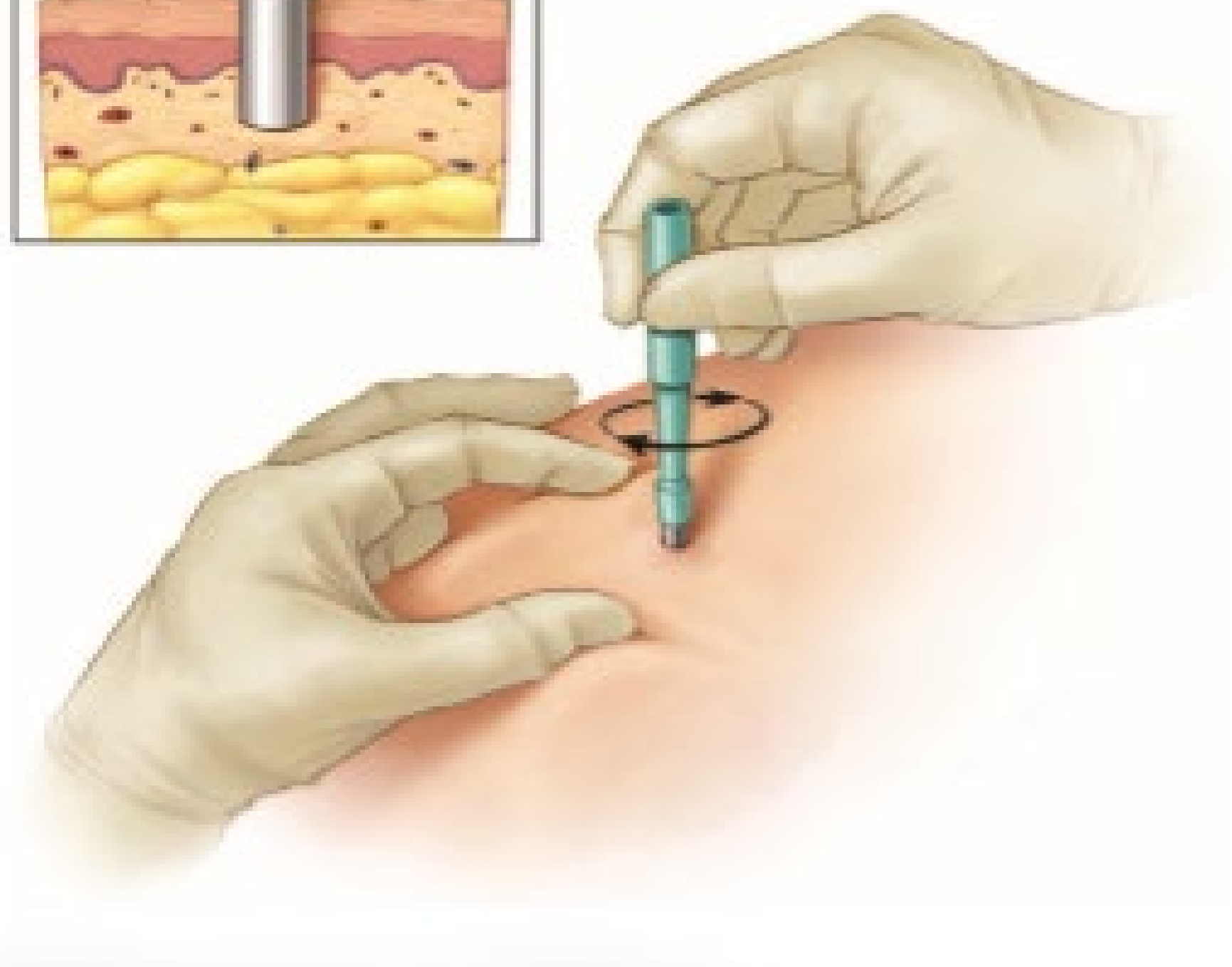
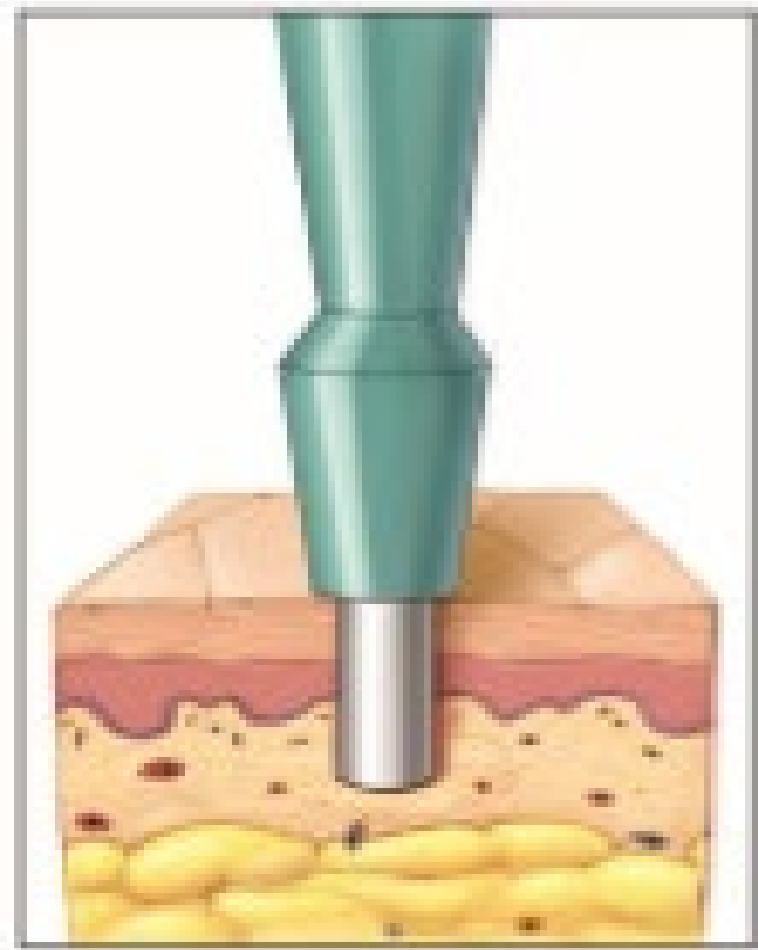
Fiber Density Testing



Epidermal Nerve Fiber Density Testing

- Gold Standard to Diagnose Small Fiber Neuropathy (SFN)
- 88% accurate versus 54% in clinical exam
- Conditions associated with SFN:
 - Diabetes Mellitus/Pre-diabetes
 - Metabolic Syndrome
 - Alcoholism
 - Fibromyalgia
 - HIV
 - Chemotherapy
 - Autoimmune diseases

Epidermal Nerve Fiber Density Testing



Epidermal Nerve Fiber Density Testing



Doctors Monthly Proforma Analysis

Product/Service	Earnings per patient	# Times administered	# Patients participating	Monthly Profit
Small Fiber Neuropathy Biopsy	\$ 284	1	20	\$5,680
Total	-	-	-	\$5,680
Estimate of Doctors Monthly Income			\$5,680	
Estimate of Doctors Annual Income			\$68,160	

Combination of Programs



Doctors Monthly Proforma Analysis

Product/Service	Earnings per patient	# Times administered	# Patients participating	Monthly Profit
Health Screenings (Minimum of 2)	\$ 28.28	3	130	\$11,029
Fall Risk Assessment	\$ 46	1	10	\$463
Cognitive Assessment	\$ 156	1	10	\$1,557
Chronic Care Management (CCM) Program	\$ 19.65	1	250	\$4,912
Transitional Care Management (TCM) Program	\$ 129	1	5	\$645
CCM Appointments Set by Our Case Mgrs	\$ 70	1	10	\$700
Annual Wellness visits	\$ 214	1	5	\$1,069
Small Fiber Neuropathy Biopsy	\$ 284	1	20	\$5,680
Total	-	-	-	\$26,055

Estimate of Doctors Monthly Income

\$26,055

Estimate of Doctors Annual Income

\$312,661

Combination of Programs



“ I would encourage any practitioner to really take a close look at RX2Live. The benefits, the value, the potential are fantastic. Take a look at this for your practice.”

- Dr. Whit Roberts, MD
Health Utah
Provo, Utah

Physicians Need Your Help!





THE TIME IS NOW!